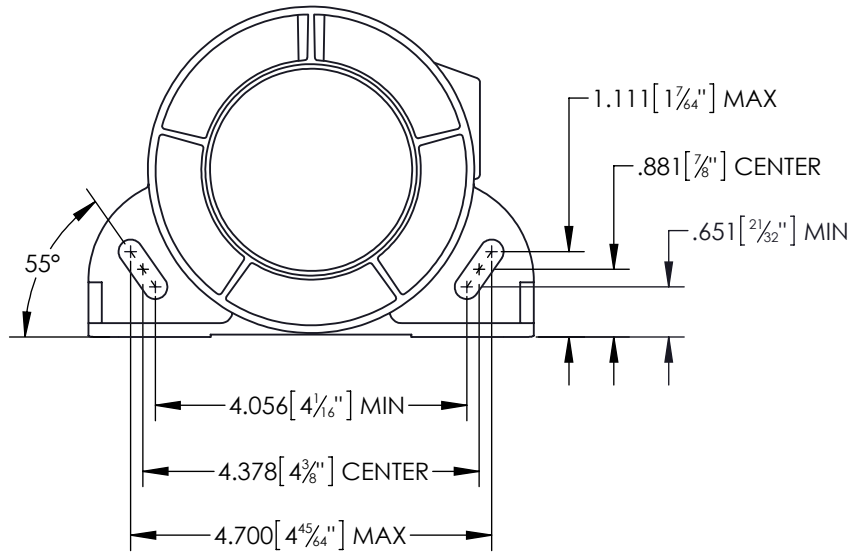


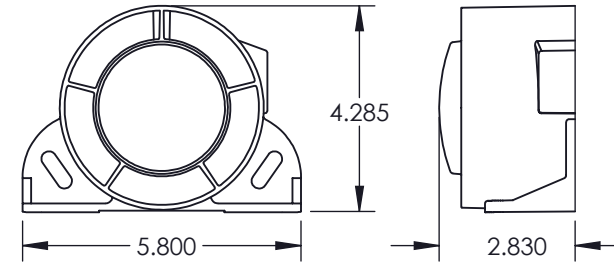
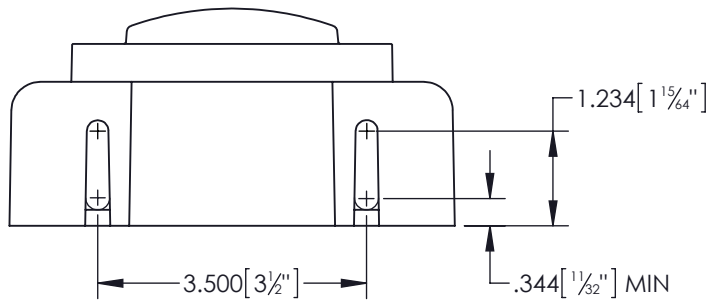
REV.	ECR	DESCRIPTION	DATE
-	12443	INITIAL DRAWING REQUEST	1/15/15

## MOUNTING DIMENSIONS

Dimensions are in Decimal & Fractions



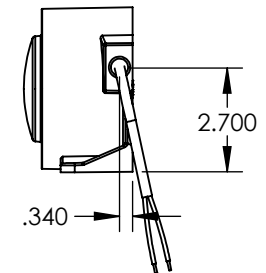
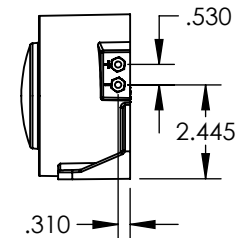
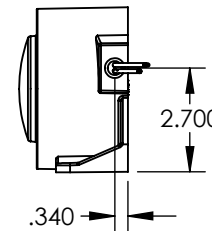
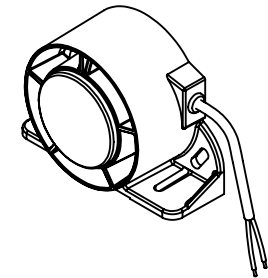
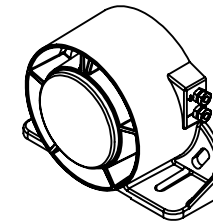
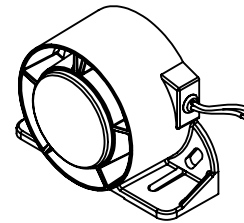
-- USE 1/4" BOLTS --



**68-112**  
w/ 9" WIRES

**68L-112**  
w/LUGS

**68C-112**  
w/ 12" CABLE



- AGENCY APPROVALS: NONE
- ALL ALARMS MEET SAEJ994 ACOUSTICAL REQUIREMENTS.
- TEMPERATURE RANGE: -40 TO +85C
- dB TOLERANCE: ± 4 dB

**UNLESS OTHERWISE SPECIFIED**

DIMENSIONS ARE IN INCHES

TOLERANCES:

ANGULAR: ± 2 DEG.

.X ± .100  
.XX ± .020  
.XXX ± .005  
.XXXX ± .001

RoHS COMPLIANT: NO

MATERIAL:

NA

FINISH:

NA

DRAWN BY: SWN

**DRAWING APPROVED BY ECR**

THE INFORMATION CONTAINED IN THIS DRAWING IS THE SOLE PROPERTY OF STAR HEADLIGHT & LANTERN CO., INC.. ANY REPRODUCTION IN PART OR AS A WHOLE WITHOUT THE WRITTEN PERMISSION OF STAR HEADLIGHT & LANTERN CO., INC. IS STRICTLY PROHIBITED.

**STAR HEADLIGHT & LANTERN CO., INC.**

455 Rochester St. Avon NY 14414

Ph:(585) 226-9500 Fax: (585) 226-2029

MODEL: 68-112 SERIES

TITLE:  
MODEL DRAWING

DWG. NO.

68-112 SERIES

REV

-

SCALE: 1:4

DO NOT SCALE FROM DRAWING

SHEET 1 OF 1