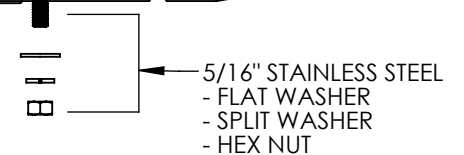
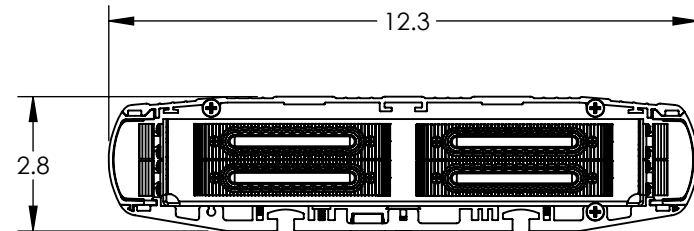
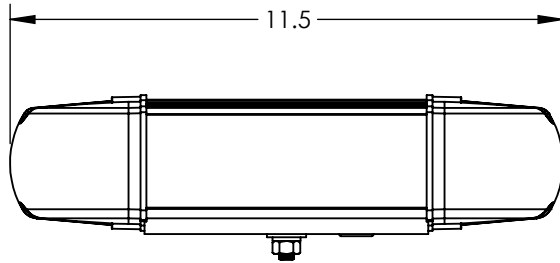
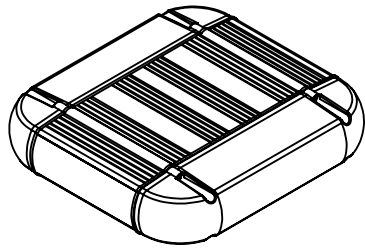


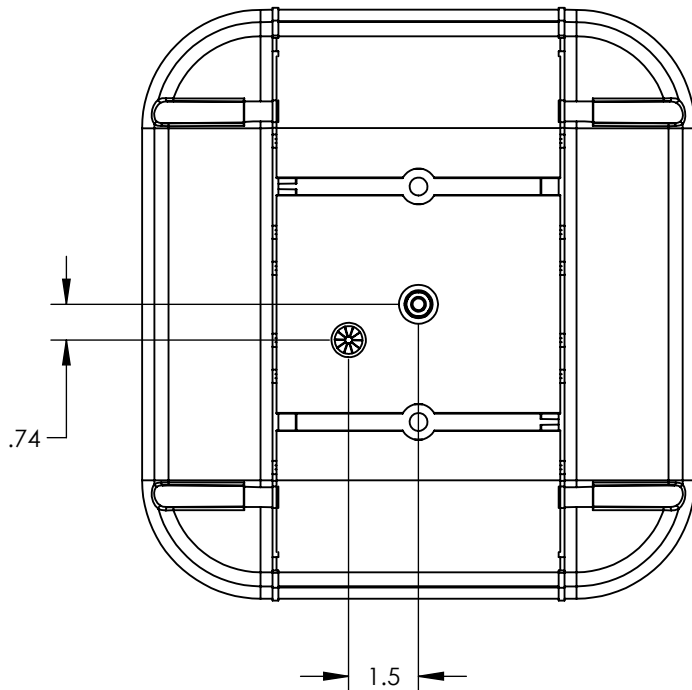
REV.	ECR	DESCRIPTION	DATE
-	11900	INITIAL DRAWING REQUEST	04/28/14



SPECIFICATION:
 VOLTAGE: 10-16 VDC
 AMP DRAW: 16 (MAX)
 PERMANENT MOUNT ONLY

MATERIALS:
 DOMES: POLYCARBONATE
 EXTRUSIONS: ALUMINUM
 MOUNTING HARDWARE: STAINLESS STEEL

CONNECTIONS:
 271-DHP CABLE 3 FOOT LONG
 RED 16AWG - POWER
 BLACK 16AWG - GROUND
 WHITE/BROWN 22AWG - SECONDARY ENABLE
 ORANGE/RED 22AWG - PRIMARY ENABLE
 GREEN/RED 22 AWG - PATTERN SELECT
 GREEN/YELLOW 22 AWG - HI/LOW



UNLESS OTHERWISE SPECIFIED DIMENSIONS ARE IN INCHES TOLERANCES: ANGULAR: ± 2 DEG. .X ± .100 .XX ± .020 .XXX ± .005 .XXXX ± .001	DRAWN BY: MD	STAR HEADLIGHT & LANTERN CO., INC. 455 Rochester St. Avon NY 14414 Ph:(585) 226-9500 Fax: (585) 226-2029	
	DRAWING APPROVED BY ECR		
RoHS COMPLIANT: Yes	THE INFORMATION CONTAINED IN THIS DRAWING IS THE SOLE PROPERTY OF STAR HEADLIGHT & LANTERN CO., INC.. ANY REPRODUCTION IN PART OR AS A WHOLE WITHOUT THE WRITTEN PERMISSION OF STAR HEADLIGHT & LANTERN CO., INC. IS STRICTLY PROHIBITED.	MODEL: 7100LED	TITLE: 7100LED MODEL DRAWING
MATERIAL: N/A		DWG. NO. 7100LED	REV -
FINISH: N/A		SCALE: 1:4	DO NOT SCALE FROM DRAWING
		SHEET 1 OF 1	