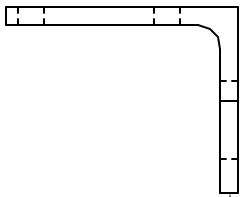
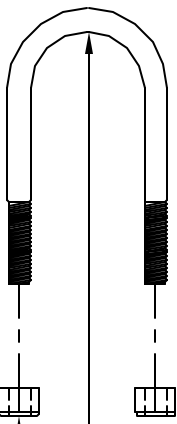


REV.	ECR	DESCRIPTION	DATE
-	10116	INITIAL DRAWING REQUEST	12/22/2011

① "L" BRACKET



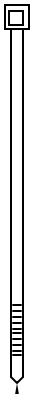
② 1/4"-20 THREADED LENGTH U-BOLT (2 REQ'D)



③ 1/4"-20 S.S. NYLON INSERT LOCKNUT (4 REQ'D)



④ 1/2" NPT NUT



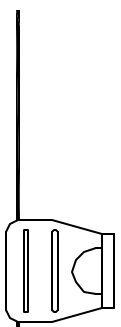
⑤ 4" CABLE TIES (4 REQ'D)



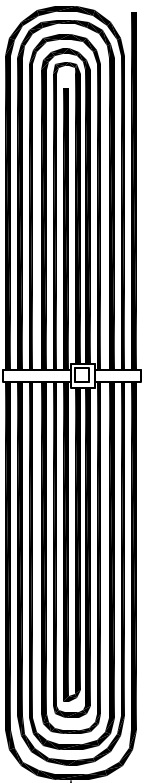
⑥ WIRE NUT (4 REQ'D)

- NOTES:
1. INSTRUCTION SHEET: P/N PUTSTR263
 2. BAG LABEL: P/N PLAB21X2WHI
 3. HARDWARE BAG: P/N P30024-16
 4. POLY BAG: P/N P30024-14

⑦ FUSE HOLDER (5 AMP FUSE)



⑧ 13' 18AWG TWO-CONDUCTOR CABLE



UNLESS OTHERWISE SPECIFIED:

DIMENSIONS ARE IN INCHES
 Drill Tolerances ± 0.003
 All work and board size TOLERANCES:
 ANGULAR ± 2 DEG.
 .XX ± .020
 .XX ± .005
 .XXXX ± .001

ROHS COMPLIANT: NA

MATERIAL: NA

FINISH: NA

DRAWN BY: HB
 DRAWING APPROVED BY ECR

THE INFORMATION CONTAINED IN THIS DRAWING IS THE SOLE PROPERTY OF STAR HEADLIGHT & LANTERN CO., INC. ANY REPRODUCTION IN PART OR AS A WHOLE WITHOUT THE WRITTEN PERMISSION OF STAR HEADLIGHT & LANTERN CO., INC. IS STRICTLY PROHIBITED.

STAR HEADLIGHT & LANTERN CO., INC.
 455 ROCHESTER ST. AVON NY 14414
 Ph: (585)226-9500 Fax: (585) 226-2029

MODEL: 274-MMB
 TITLE: MODEL DRAWING
 MIRROR MOUNT BRACKET

DWG. NO. 274-MMB
 REV -

SCALE: 1:1 DO NOT SCALE FROM DRAWING SHEET 1 OF 1